



OPEN ACCESS

SUBMITTED 20 July 2025

ACCEPTED 16 August 2025

PUBLISHED 18 September 2025

VOLUME Vol.07 Issue 09 2025

CITATION

Khojabayev Alisher Makhmudovich, Usmanov Khikmatula Lutpullaevich, Kamilov Habibulla Hamdamovich, & Khomidov Fakhridin Gafurovich. (2025). The Effect Of Iron-Containing Slags On The Neutralization Processes Of Water-Soluble PO_4^{3-} In Phosphogypsum Mixtures. The American Journal of Applied Sciences, 7(09), 38–44. <https://doi.org/10.37547/tajas/Volume07Issue09-06>

COPYRIGHT

© 2025 Original content from this work may be used under the terms of the creative commons attributes 4.0 License.

The Effect Of Iron-Containing Slags On The Neutralization Processes Of Water-Soluble PO_4^{3-} In Phosphogypsum Mixtures

Khojabayev Alisher Makhmudovich

PhD student, Institute of General and Inorganic Chemistry of Academy of Sciences of the Republic of Uzbekistan

Usmanov Khikmatula Lutpullaevich

Doctor of Technical Sciences, Prof. Institute of General and Inorganic Chemistry of Academy of Sciences of the Republic of Uzbekistan

Kamilov Habibulla Hamdamovich

Doctor of Technical Sciences, Prof. Tashkent university of architecture and civil engineering, Uzbekistan

Khomidov Fakhridin Gafurovich

DSc, Institute of General and Inorganic Chemistry of Academy of Sciences of the Republic of Uzbekistan

Abstract: The paper presents the results of studies on the neutralization of water-soluble PO_4^{3-} ions in phosphogypsum, which have a negative effect on the properties of gypsum binder. The results of physical and chemical studies of phosphogypsum and metallurgical slag are presented. The use of iron-containing additives can also improve some physical properties of the final product.

It has been established that neutralization of water-soluble PO_4^{3-} in phosphogypsum using Fe^{2+} and Fe^{3+} ions is a promising method that not only improves the quality of building materials but also solves environmental problems associated with phosphogypsum disposal.

Keywords: Phosphogypsum; ions; water-soluble; waste; slag; neutralization; mixtures; setting times; mobility; strength.

Introduction

It is known that phosphogypsum is a by-product formed during the sulfuric acid decomposition of apatite or phosphate ores to produce phosphate fertilizers. The operation of mineral fertilizer production enterprises is accompanied by the formation of large-tonnage waste, the volume of which reaches tens of millions of tons. In the sulfuric acid method of processing phosphate rock concentrate, depending on the raw materials and the technology used, 4.3–5.8 tons of phosphogypsum are formed per 1 ton of H_3PO_4 . The waste occupies significant areas, sometimes even land suitable for agricultural work, and has a negative impact on the environment. The disposal of large-tonnage industrial waste is one of the most pressing environmental problems facing the global economy.

The Experimental Part

The use of phosphogypsum in the production of various building materials is of significant economic and environmental importance. However, to date, the

utilization of phosphogypsum waste has been insufficient. The reason for the limited use of phosphogypsum lies mainly in the need to remove or minimize compounds containing P_2O_5 , which negatively affect the strength of the material.

Based on the above, we set ourselves the task of investigating the possibility of improving the technological properties of phosphogypsum.

Researchers from various countries have conducted extensive studies on the use of phosphogypsum in various industries [1-7].

For this purpose, we used phosphogypsum and iron-containing slag waste from metallurgical production as research objects (Table 1). The results of chemical analysis showed that, in terms of chemical composition, phosphogypsum mainly consists of calcium oxides, sulfur, and silica (Table 1).

Table 1.

Results of chemical analysis of the raw materials studied

Name of samples	The content of basic oxides (wt.%)								LOI	Σ
	SiO ₂	Al ₂ O ₃	Fe ₂ O ₃ +FeO	CaO	MgO	R ₂ O	SO ₃	P ₂ O ₅		
Phosphogypsum	10,33	0,52	0,13	33,34	0,44	0,08	45,41	1,45	7,74	99,44
AGMK slag	34,31	6,85	51,55	3,04	1,8	1,3	0,01	-	-	98,86
Slag «Uzmetkombinat»	20,11	7,25	28,39	34,87	8,25	0,3	0,60	-	1,36	98,13

X-ray phase analysis of phosphogypsum (Fig. 1) showed the presence of diffraction reflections ($d = 0.755$; 0.379 ; 0.370 ; 0.287 , and 0.189 nm), corresponding to the main

effects of dihydrate gypsum $CaSO_4 \cdot 2H_2O$, as well as effects ($d = 0.334$; 0.221 ; and 0.181 nm), corresponding to the mineral quartz.

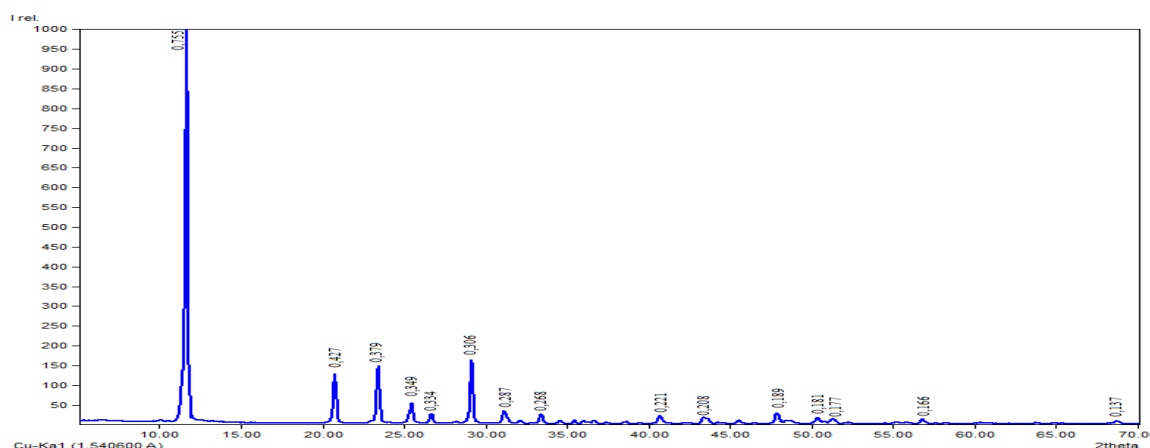


Fig. 1. X-ray image of phosphogypsum waste.

Differential thermal analysis of phosphogypsum samples (Fig. 2) showed that the dendrogram curves exhibit pronounced double endothermic dehydration effects of dihydrate gypsum in the temperature range of 120-200 oC, accompanied by weight loss of the test sample.

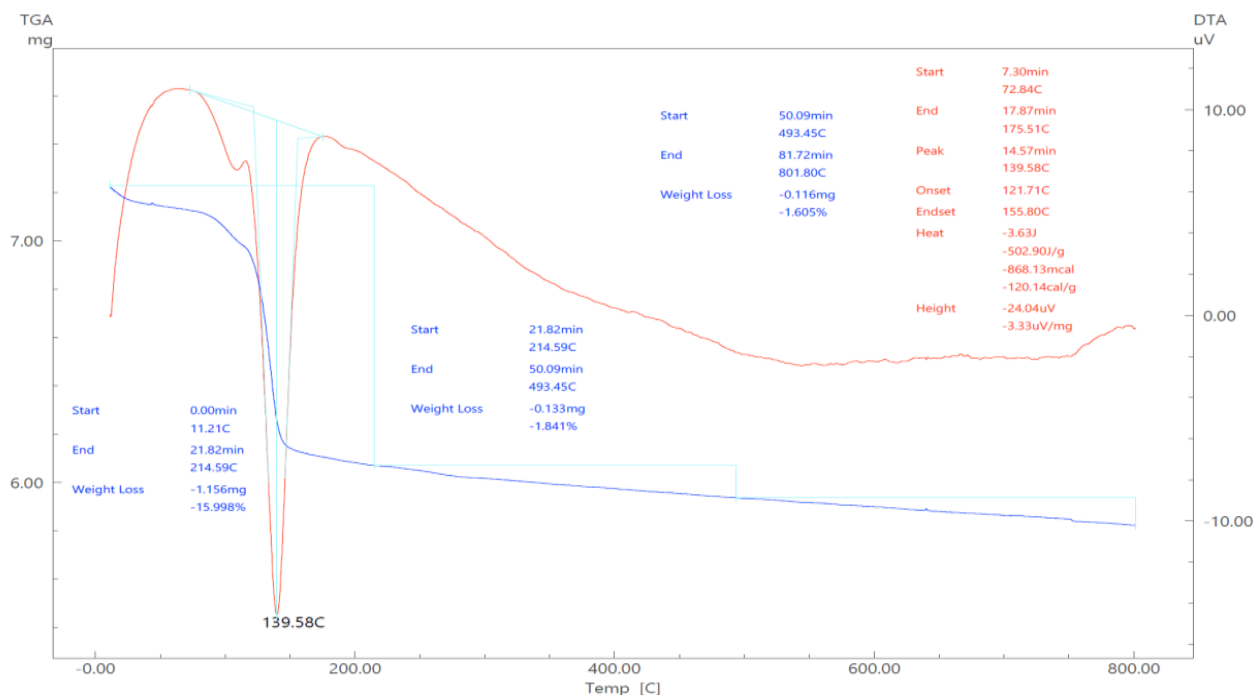


Fig. 2. Results of differential thermal analysis of phosphogypsum

SEM analysis of Fig. 3 performed on a JSM-IT210 device on a phosphogypsum sample showed that, in addition to dihydrate gypsum crystals, the phosphogypsum sample contained aggregated areas of clay and quartz minerals, which was also confirmed by chemical and X-ray phase analysis.



Fig. 3 SEM image of non-heat-treated phosphogypsum.

Iron-containing slags from metallurgical production mainly consist of the following basic oxides: SiO₂; Al₂O₃; Fe₂O₃; CaO; MgO, etc. (Table 1).

The results of X-ray phase analysis (Fig. 2.9) showed that the X-ray diffraction pattern of the slag samples from the Almalyk Mining and Metallurgical Plant mainly contained diffraction maxima lines corresponding to the

mineral fayalite (d=0.355, 0.282, 0.262, 0.256, 0.241, 0.230, 0.177, 0.152, 0.143 nm); hematite (d=0.251, 0.208, 0.184, 0.170, 0.148 nm); in insignificant quantities of minerals of wüstite (d=0.295, 0.253...nm) and quartz (d=0.334, 0.161 nm).

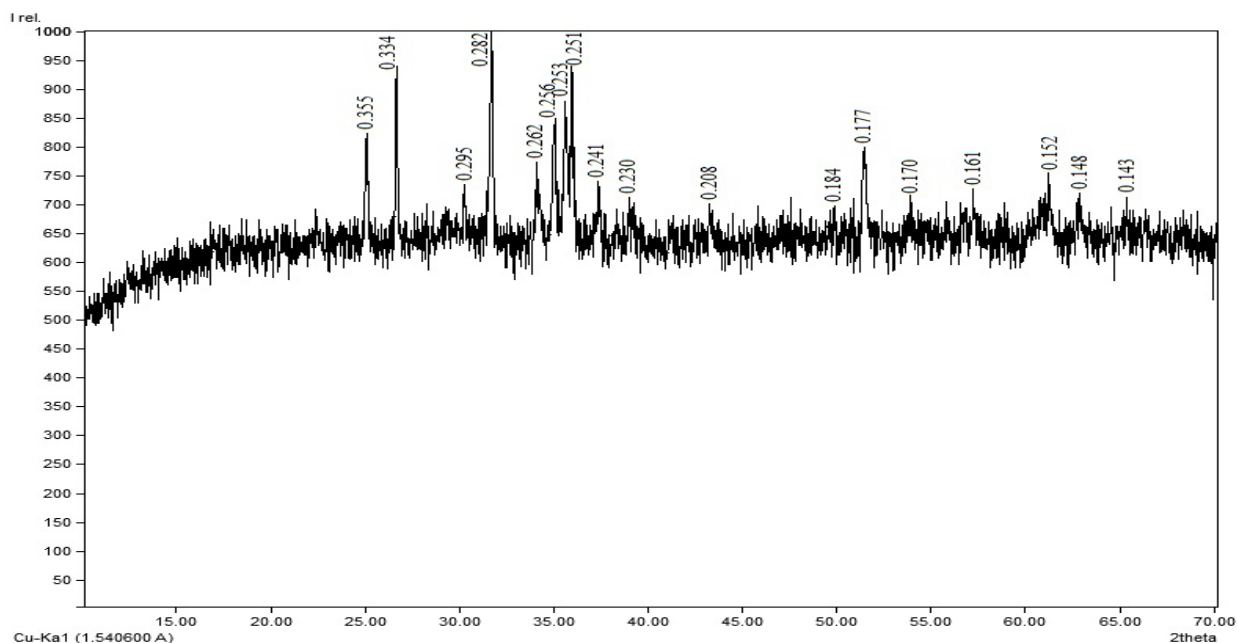


Figure 4. X-ray image of slag waste from the Almalyk Mining and Metallurgical Plant

The X-ray diffraction pattern of the slag from gelenite ($d=0.423, 0.302, 0.284, 0.272, 0.212, 0.203, 0.197, 0.181, 0.137$ nm); hematite ($d=0.268, 0.222, 0.187$ nm) diffraction reflections corresponding to minerals, nm) and quartz ($d=0.334, 0.245, 0.227, 0.197$ nm).

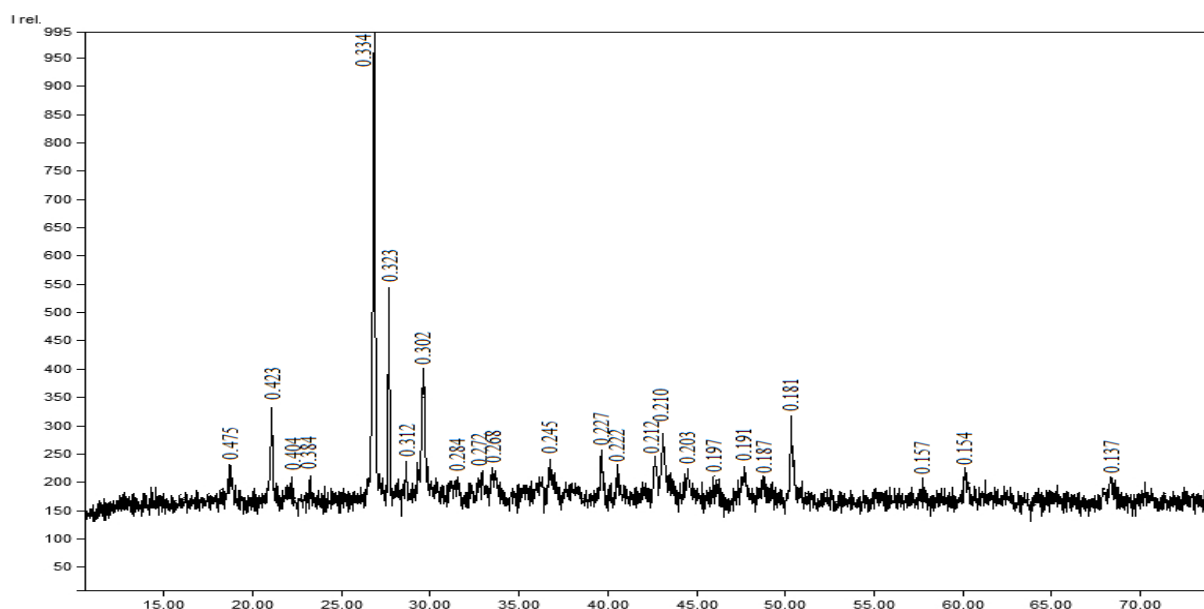


Figure 5 - X-ray image of slag waste from Uzmetkombinat JSC

Petrographic studies of slags from Uzmetkombinat JSC showed a dense structure with minor inclusions in the form of small iron particles, as well as the presence of minerals from the helenite series, such as ockermanite and melilite, which have a finely dispersed structure. In some places, minerals of the hematite group Fe_2O_3 are also present in the structure. Due to the slow cooling of the slag, a gamma form of dicalcium silicate is observed, and periclase and quartz are also present in the slag structure. In the porous and loose structure of the Almalyk GOK slag, mainly plates of phaylite Fe_2SiO_4 , hematite Fe_2O_3 , and hydrohematite $\text{Fe}_2\text{O}_3 \cdot \text{H}_2\text{O}$ are observed.

Literature sources indicate that the reason for the limited use of phosphogypsum is mainly the need to remove or minimize the water-soluble compound P_2O_5 , which negatively affects the strength of silicate building materials [8-12].

Based on the above, we were tasked with investigating the possibility of improving the technological properties of phosphogypsum and incorporating it as a raw material in the manufacture of silicate building materials.

Currently, there are a number of developments dedicated to the processing of phosphogypsum into a suitable binding material. However, to date, it has not

been possible to obtain a suitable raw material for gypsum binders that meet consumer requirements and existing standards, as well as sanitary norms for the maximum content of phosphorus compounds.

The authors [10] have developed a method for obtaining gypsum binder from phosphogypsum, including dehydration of phosphogypsum and grinding, which is different in that, in order to increase the strength of the binder and the possibility of adjusting its properties, crushing to a fraction of (10-500) mm is carried out, and dehydration is carried out in an ultra-high frequency electromagnetic field with a power of (0.5-50) kW for (10-60) minutes. The disadvantage of this invention is the high energy consumption for crushing and creating a high-frequency electromagnetic field.

There is also a known method [11] for processing phosphogypsum, which includes feeding phosphogypsum into a hopper, followed by its grinding and the addition of an additive, differing in that after entering the hopper, the phosphogypsum is fed into a hammer mill for grinding, then mixed with water and a sorbent - finely dispersed tuff in an amount of (0.1-3.0)% of the phosphogypsum mass, and the resulting suspension is fed by process pumps to vortex layer units for treatment in a rotating magnetic field with ferromagnetic particles, then enters settling tanks, where coagulation and precipitation of suspended particles occur. However, the complexity of this method lies in the complexity of the technology, which consists

of many processing stages and the corresponding energy consumption to complete the process.

The authors [12] also developed a method for obtaining β -hemihydrate calcium sulfate from phosphogypsum. The method consists of repulping with the addition of a neutralizer, filtering the resulting pulp, and then drying it to a moisture content of (1-3) % and dehydrating it. The neutralizer used is the chemical reagent BaCl_2 in an amount of (0.125-1.0) % of the dry weight of phosphogypsum. The disadvantage of this method is the use of BaCl_2 , which is a chemical reagent and has a certain cost, increasing the cost of production.

Analyzing the results obtained by many researchers [13-18], we conducted a series of experiments to neutralize residual P_2O_5 in phosphogypsum. The prerequisite for conducting the experiments is the ability of P_2O_5 in aqueous solution to react with Ag^+ , Ca^{+2} , Ba^{+2} , Zn^{+2} , Fe^{+2} , Fe^{+3} , Al^{+3} , and other ions to form an insoluble precipitate [19].

In this regard, slag waste from metallurgical production containing iron oxides (Table 2) is of interest. For this purpose, we prepared a series of compositions (phosphogypsum + AGMK slag) -FShA and phosphogypsum + Uzmetombit slag (FShU) with different ratios of phosphogypsum and metallurgical slag with a water-cement ratio of 0.52 (Tables 2 and 3). The amount of water-soluble P_2O_5 and Fe^{+2} was determined by a photocolometric method using a KFK-3 photometer.

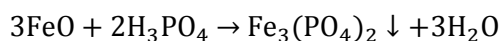
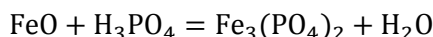
Table 2.
Effect of AGMK slag additive on phosphogypsum properties

Ingredients	Contents, mass, %		Setting time, min		Time of mobility	Compressive strength, MPa 3x3x3 cm cube samples	PO_4^{3-} content, mass %,
	Phosphogypsum	AGMK slag	beginning	end			
FShA -0	100	0	60,25	180,30	120,05	2,96	1,07
FShA -1	99	1	18,05	48,40	30,35	3,2	0,71
FShA -2	98	2	8,10	39,30	31,2	4,1	0,40
FShA -3	97	3	7,00	28,00	21,0	4,7	0,34
FShA -4	96	4	6,50	26,30	19,8	5,1	0,32
FShA -5	95	5	5.10	23.55	18,45	5,5	0,30
FShA -6	90	10	4.50	22,35	17,85	7,06	0,26
FShA -7	85	15	4.20	20.15	15,95	10,42	0,18
FShA -8	80	20	3.55	18.10	14,55	11,13	0,17
FShA -9	75	25	3.00	17.00	14,00	12,49	0,17

Apparently, the neutralization of water-soluble PO_4^{3-} in phosphogypsum using Fe_2O_3 and FeO ions involves

several stages associated with chemical reactions. P_2O_5 (phosphorus anhydride) is a phosphorus oxide that, in its

water-soluble form, can form phosphate ions (PO₄³⁻). Although Fe₂O₃ (iron (III) oxide) is a compound that is poorly soluble in water, it can be a source of iron for reactions that may occur in the presence of phosphoric anhydride ions.



The reaction result shows that, as a result of the interaction between iron oxide and orthophosphoric acid formed by the dissolution of PO₄³⁻ ions in water, an insoluble precipitate of Fe₃(PO₄)₂ is formed.

Table 3.

Effect of slag additive from Uzmetkombinat JSC on the properties of phosphogypsum

Ingredients	Contents, mass, %		Setting time, min		Time of mobility	Compressive strength, MPa 3x3x3 cm cube samples	PO ₄ ³⁻ content, mass %,
	Phosphogypsum	Slag Uzmetkombinat	beginning	end			
FShU-0	100	0	60,25	180,30	120,05	2,96	1,07
FShU -1	99	1	20,45	58,44	28,09	3,7	0,70
FShU -2	98	2	10,10	43,35	33,25	4,8	0,50
FShU -3	97	3	10,00	38,00	28,00	5,1	0,44
FShU -4	96	4	9,50	30,50	21,00	5,4	0,40
FShU -5	95	5	7.20	28.50	21,3	5,9	0,33
FShU -6	90	10	5.50	24,30	18,8	6,8	0,29
FShU -7	85	15	5.00	22.15	17,15	9,62	0,21
FShU -8	80	20	4.35	20,10	15,75	9,83	0,19
FShU -9	75	25	4.00	19,11	15,11	9,29	0,17

It should also be noted that the chemical composition of both slags (Table 1) also contains a certain amount of FeO₂-, which can pass into solution and interact with P₂O₅ ions to form an insoluble iron phosphate salt. When P₂O₅ reacts with CaSO₄·2H₂O (phosphogypsum), calcium phosphates may initially form: 3CaSO₄ + P₂O₅ = Ca₃(PO₄)₂ + 3SO₃. When slag is added, iron oxide can form a mixed iron and calcium phosphate: Fe₂O₃ + H₂O + Ca₃(PO₄)₂ = 2FePO₄ + Ca(OH)₂

Thus, neutralization of water-soluble P₂O₅ ions in phosphogypsum with Fe₂O₃ ions promotes the formation of more stable forms of iron phosphate, which is insoluble in water, and reduces its mobility.

The results of determining the setting times of phosphogypsum binder, which is one of its main characteristics (Table 2), showed that even a 1% addition of slag significantly affects the content of water-soluble P₂O₅, which leads to an improvement in the properties of phosphogypsum binder. The results presented in Tables 2 and 3 show that even a 1% addition, regardless of the type of slag added, sharply reduces the content of P₂O₅ ions in the phosphogypsum mixture.

The reduction in the content of toxic and undesirable elements makes phosphogypsum safer for use in construction.

The results in Tables 2 and 3 show that the strength of gypsum binder made from unmodified phosphogypsum exhibits low compressive strength of only 2.9 MPa, with initial and final setting times of 60.25 min and 120.05 min, respectively. The addition of even 1% slag sharply reduces the setting time to meet the requirements for industrial gypsum binders. The best results are achieved when adding slag in an amount of 10-15% of the phosphogypsum weight. At the same time, the amount of soluble P₂O₅ decreases to 0.18-0.21%, which improves the physical and mechanical properties of the phosphogypsum binder (Tables 2 and 3).

The resulting product can be used as a high-quality binder for building boards, plasters, and other building materials.

The use of iron-containing additives can also improve some of the physical properties of the final product.

Thus, the neutralization of water-soluble PO₄³⁻ in phosphogypsum using Fe²⁺ and Fe³⁺ ions is a promising method that can not only improve the quality of building

materials but also solve environmental problems associated with the disposal of phosphogypsum.

References

1. Babkin V.V. Phosphogypsum recycling: a pressing issue for the national economy. World of Sulfur, N, P, and K. Bulletin of OAO NIUI. 2018. issue 3. pp. 4–10.
2. Volkov F.E., Gera L.I. On the use of phosphogypsum for road base construction. II All-Russian Seminar “Improving the efficiency of production and use of gypsum materials and products.” Ufa, June 2-4. 2004. pp. 159-163.
3. Levin B.A. Phosphogypsum: selection of strategically promising areas for processing and use // Collection of materials from the II International Scientific and Practical Conference “Phosphogypsum. Storage and areas of use.” Moscow, 2010. pp. 10-24.
4. Talipov N.Kh., Matyakubova K.Sh., Kuranbaev Sh.Sh. Study of the properties of composite gypsum binders for repair and restoration work // Universum. 2025. No. 2 (131). pp. 57-60.
5. Li M., Wu Z., Chen M. Preparation and properties of gypsum-based heat storage and preservation material // Energy Build. 2011.Vol.43. pp.2314–2319.
6. Khalil A.A., Tawfik A., Hegazy A.A., El-Shahat M.F. Effect of some waste additives on the physical and mechanical properties of gypsum plaster composites // Construction and Building Materials. 2014. Vol.68. pp.580–586.
7. Derevyanko, V. N. Neutralization of harmful impurities in phosphogypsum / V. N. Derevyanko, V. A. Telianov, A. A. Drozd, A. G. Chumak // Bulletin of the Odessa State Academy of Civil Engineering and Architecture. Odessa, 2010. No. 39. Part 1. - pp. 130 - 134.
8. Murat M., Cinétique d'hydratation des sulfates de calcium sémi-hydratés. Essai d'interprétation des courbes / M. Murat, E. Karmazsin, «Vitesse - degré d'avancement». In: Compterendu du Colloque International de la R.I.L.E.M. 25 - 27 mai 1977, Saint-Remy-Les-Chevreuse, France, pp. 217 – 236
9. Bobkov E.A., Romashkov A.V., Shverzer B.A. Method for manufacturing gypsum binder. Patent RU 2023699 C1.
10. Novozhilov A.A., Shuisky A.I., Novozhilov A.A., Torlina E.A. Method for processing phosphogypsum. Russian Federation Patent RU 2616308.
11. Adylov D.K., Sirazhiddinov N.A., Usmanov H.L., Turgunova D.S., Nikolaev G.P. Method for obtaining β -calcium sulfate hemihydrate from phosphogypsum. Author's certificate SU 1701668 A1.
12. IAP No. 20240395. Method for obtaining gypsum binder from phosphogypsum. 29.11.2024
13. Budnikov P.P. Gypsum, its study and application. – M. – L.: Stroizdat, 1950. pp. 162–165.
14. Volzhensky A.V., Stambulko V.I., Ferronskaya V.I. Gypsum-cement-pozzolan binders, concretes, and products. Moscow: Gosstroizdat, 1971. pp. 84–87
15. Torochkov E.V., Ryashko A.I. Secondary resources generated in the chemical industry. Encyclopedia of Technology. pp. 801-821.
16. Mtiaba Mahmud. Processing of phosphogypsum using a non-calcination method. Shukhov Belgorod State Technological University – Belgorod. Bulletin of the KRSU. 2016. Vol. 16. No. 9. pp. 25-29.
17. Golova T.A., Davtyan A.R. Investigation of composite binders based on phosphogypsum for the production of small architectural forms. Bulletin of the KRSU. pp. 97-100.
18. Zhukov, A.D., Korovyakov, V.F., Asamatdinov, M.O. Modified binders from gypsum marl / A.D. Zhukov // Scientific Review. 2016. No. 7. pp. 86-90.
19. Great Russian Encyclopedia. <https://bigenc.ru/c/rastvorimost-742b41>.